




**9U2**  
Stock service



**ZDD**  
Stock service



**ZLD**  
Stock service



**9X7**  
Stock service



**YPI**  
Stock service




**WFA**  
Stock service



**9TT**  
Stock service



**9U7**  
Stock service




**ZMD**  
Stock service



**9T5**  
Stock service



**ZJD**  
Stock service




**ZID**  
Stock service



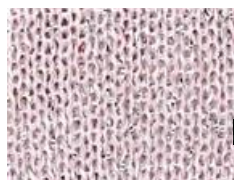
**9T6**  
Stock service



**ZKD**  
Stock service



**ZHD**  
Stock service



ZCD  
Stock service



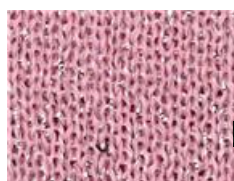
ZAD  
Stock service




9W9  
Stock service



WCA  
Stock service



ZND  
Stock service



ZAL  
Stock service



9X2  
Stock service



WDA  
Stock service



9S9  
Stock service



ZOD  
Stock service



V7U  
Stock service



WEA  
Stock service



9X3  
Stock service




ZBD  
Stock service



ZPD  
Stock service



ZQD  
Stock service



YNI  
Stock service




ZED  
Stock service




9R8  
Stock service



ZGD  
Stock service



9S7  
Stock service



ZFD  
Stock service



9X4  
Stock service



9R9  
Stock service





Cod.75725

# Kos

Nm 23500



ZCC  
Stock service



ZTD



ZRD



ZUD



ZSD



ZVD



YTI  
Stock service



YAJ  
Stock service



YVI  
Stock service



ZWD

Per ottenere una superficie uniforme nei colori YTI, YVI, YAJ, ZCC, ZRD, ZSD, ZTD, ZUD, ZVD e ZWD si consiglia di lavorare il filato a più guidafile.

When knitting YTI, YVI, YAJ, ZCC, ZRD, ZSD, ZTD, ZUD, ZVD and ZWD colours, it's advisable to use several threadguides to obtain more uniform surface.